



- Single or Dual Voltage Output
- Surface Mounted
- MTBF 2.000.000 Hours
- Extended Working Temp Available
- Excellent Anti Interference Function
- Up to 6000V Isolation Available

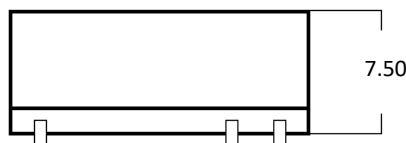
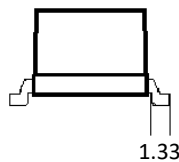
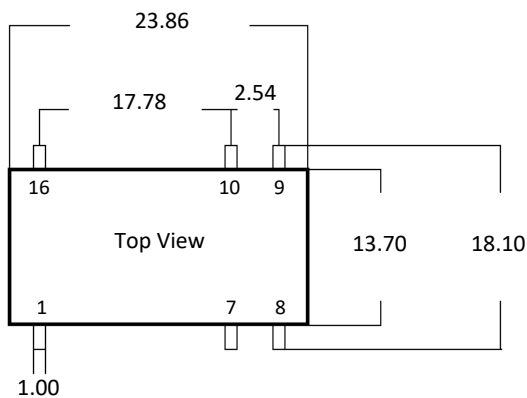
### Electrical Shortform Specifications

Electrical Specification	Input Voltage:	5Vdc / 12Vdc / 24Vdc / 48Vdc (Input $\pm 5\%$ )
	Output Voltage (Vout):	See Chart
	Switch Frequency:	150kHz to 200kHz
	Ripple:	Max. 150mVp-p
	Noise:	Max 200mVp-p
	Efficiency:	Up to 81%
	Output Load Efficiency:	$\leq \pm 1\%$ (0% to 100% Load)
	TEMP. Coefficient:	$\leq \pm 0.03\%$ °C (Celsius)
Protection	Isolation I/O:	1000V / 0.5mA for 1min (Up to 6000V Isolation Available)
	Protections:	Short Circuit (1sec), Over Temp, Overload (Auto Recovery)
Certifications & EMC	Approvals:	CE / RoHS
	EMC	EN61000
Environmental	Operating TEMP.:	-40°C to +85°C
	Storage TEMP.:	-45°C to +125°C
	Cooling:	Natural Cooling
	MTBF:	2.000.000 Hours
Dimension & Material	Case Size (L x W x H):	23.86 x 13.70 x 7.50mm
	Weight:	5.8g ( $\pm 0.5$ )
	Case Material:	Plastic UL94-V0
	Soldering Temperature:	$\leq 10$ sec 300°C Max.

**Note - Non Load Operation for a Long Time is NOT Recommended**  
 For complete Datasheet/Specification and Drawing please contact Power Outlet

## Dimension & Drawings

Dimension (mm)



WRMDxxSxxT - Single Output

Pin	Function
1	GND
7	NC
8	NC
9	+Vout
10	0V
16	Vin

WRMDxxDxxT - Dual Output

Pin	Function
1	GND
7	NC
8	COM
9	+Vout
10	-Vout
16	Vin

## Product Chart

Model	Input Voltage (Vdc)	Output Voltage (Vout)	Load Current (mA)	Ripple & Noise (mVp-p Max.)	Efficiency (%)
WRMD05S3.3T - 2W	5Vdc 4.5-9Vdc	3.3	600	150/200	75
WRMD05S05T - 2W		5	400	150/200	75
WRMD05S12T - 2W		12	166	150/200	78
WRMD05S15T - 2W		15	130	150/200	78
WRMD05S24T - 2W		24	84	150/200	81
WRMD12S3.3T - 2W	12Vdc 9-18Vdc	3.3	600	150/200	75
WRMD12S05T - 2W		5	400	150/200	75
WRMD12S12T - 2W		12	166	150/200	78
WRMD12S15T - 2W		15	130	150/200	78
WRMD12S24T - 2W		24	84	150/200	81
WRMD24S3.3T - 2W	24Vdc 18-36Vdc	3.3	600	150/200	75
WRMD24S05T - 2W		5	400	150/200	75
WRMD24S12T - 2W		12	166	150/200	78
WRMD24S15T - 2W		15	130	150/200	78
WRMD24S24T - 2W		24	84	150/200	81
WRMD48S3.3T - 2W	48Vdc 36-72Vdc	3.3	600	150/200	75
WRMD48S05T - 2W		5	400	150/200	75
WRMD48S12T - 2W		12	166	150/200	78
WRMD48S15T - 2W		15	130	150/200	78
WRMD48S24T - 2W		24	84	150/200	81
WRMD05D3.3T - 2W	5Vdc 4.5-9Vdc	±3.3	±300	150/200	75
WRMD05D05T - 2W		±5	±200	150/200	75
WRMD05D09T - 2W		±9	±110	150/200	75
WRMD05D12T - 2W		±12	±82	150/200	78
WRMD05D15T - 2W		±15	±66	150/200	78
WRMD05D24T - 2W		±24	±42	150/200	81
WRMD12D3.3T - 2W	12Vdc 9-18Vdc	±3.3	±300	150/200	75
WRMD12D05T - 2W		±5	±200	150/200	75
WRMD12D09T - 2W		±9	±110	150/200	75
WRMD12D12T - 2W		±12	±82	150/200	78
WRMD12D15T - 2W		±15	±66	150/200	78
WRMD12D24T - 2W		±24	±42	150/200	81
WRMD24D3.3T - 2W	24Vdc 18-36Vdc	±3.3	±300	150/200	75
WRMD24D05T - 2W		±5	±200	150/200	75
WRMD24D09T - 2W		±9	±110	150/200	75
WRMD24D12T - 2W		±12	±82	150/200	78
WRMD24D15T - 2W		±15	±66	150/200	78
WRMD24D24T - 2W		±24	±42	150/200	81
WRMD48D3.3T - 2W	48Vdc 36-72Vdc	±3.3	±300	150/200	75
WRMD48D05T - 2W		±5	±200	150/200	75
WRMD48D12T - 2W		±12	±82	150/200	78
WRMD48D15T - 2W		±15	±66	150/200	78
WRMD48D24T - 2W		±24	±42	150/200	81

\* For 3000V Isolation add Suffix "H3", 4000V Isolation "H4", 6000V Isolation "H6" (WRMDxxS(D)xxT Hx xxW)